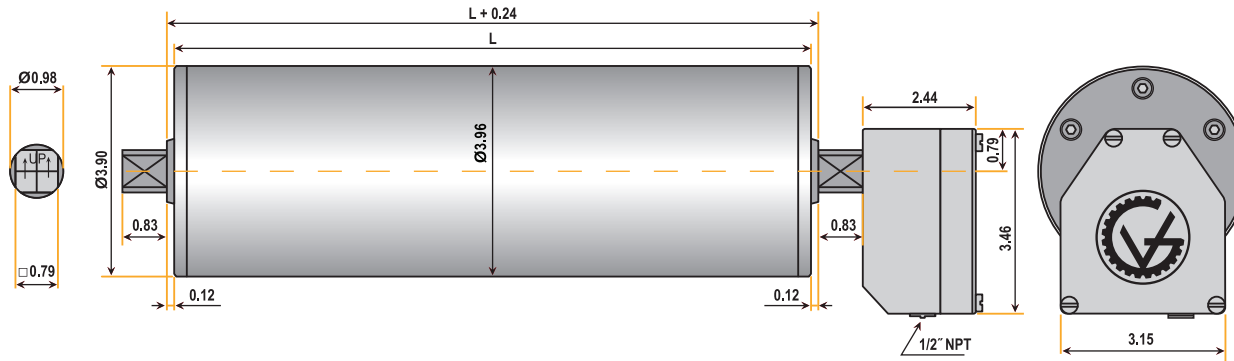


# TM100 SERIES (4.0" diameter)



**DIMENSIONS (in inches)**

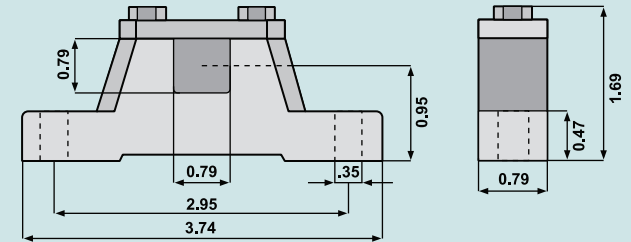
## TM100B25 Drum Motor (matching Idler KT100B25\*\*)



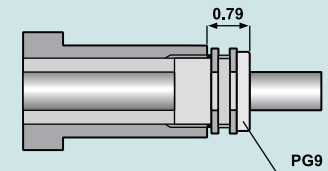
Standard drum motor face widths\* (L) in inches:

10.24	10.83	12.20	14.17	16.14	18.11	20.08	22.05	24.02
25.98	27.95	29.92	31.89	33.86	35.83	37.80	39.76	41.73
43.70	45.67							

### Bracket AB 20



### Optional Cable Type



**Note:** When Optional Cable Type is selected, the minimum face width (L) increases by 1.969 inches.

\*Some face widths are not available in all horsepower. For minimum available face widths refer to TM100 Specifications.

\*\*Idler dimensions are identical to the drum motor with no junction box.